




MetaTrader 5 iOS INSTALLATION MANUAL

MetaTrader 5 for iOS


To start trading from your mobile device, download MetaTrader 5 on iTunes or from the AppStore application on your iPod Touch/iPhone/iPad.

After installation, run the application by tapping MetaTrader 5  on your device. This will open the following screen. The application version number is shown at the bottom of the screen.

The app works on iPhone, iPad and iPod with iOS 9.0 or later, and on desktops with the M1 processor and macOS Big Sur or later.

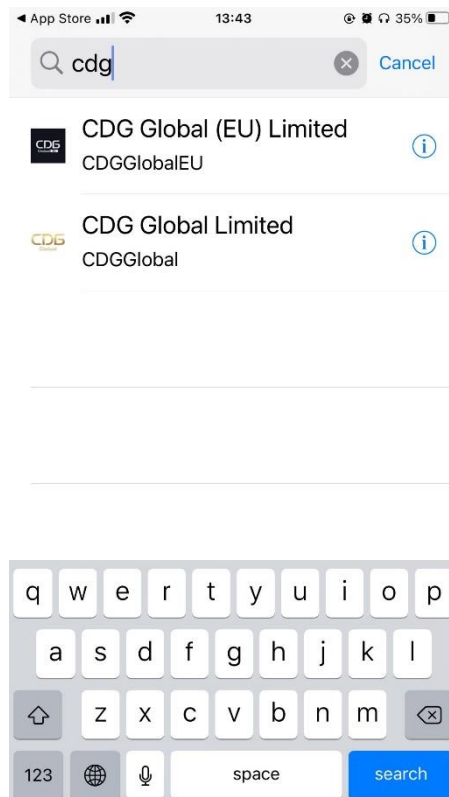
The MetaTrader 5 for iPhone requires a cellular connection or Wi-Fi.

It is recommended that you update MetaTrader 5 regularly. New versions provide enhanced functionality and greater stability.

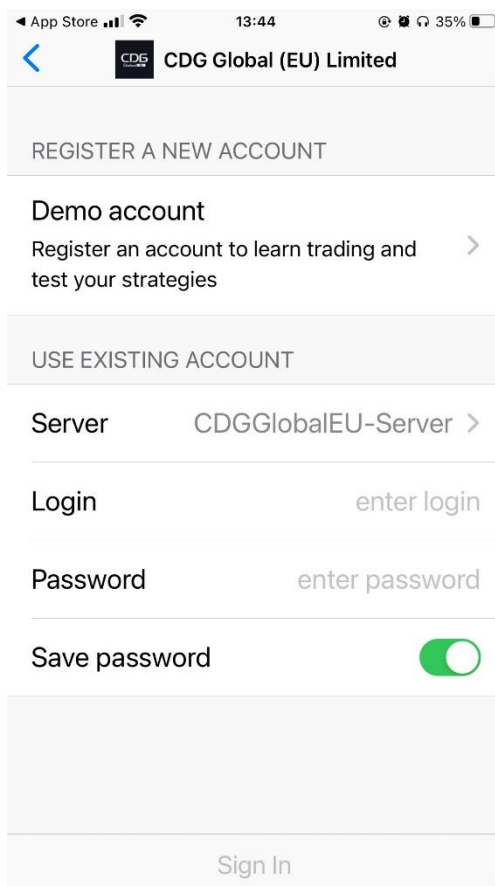


MetaQuotes will automatically open a Demo account. In order to connect with our Real and Demo server you need to add new account on the application.

Now please write down the text "cdg" and select our broker CDG Global (EU) Limited as your broker.



Please select your preferred server Real or Demo and then insert your account credentials in order to login.



Once you logged in successfully you are ready to trade!

